

WHERE DO YOUR FOOD DOLLARS GO?

SALE

Quality
GUARANTEED

- Bring a newspaper grocery ad to class.
- Write a shopping list for at least eight items from your grocery ad.
- You must purchase at least one fresh fruit, one vegetable, and some meat. The other items are your choice.

<u>Shopping list</u>	<u>Price per unit</u> (pound, box, etc.)	<u>How many?</u> (pounds, boxes, etc.)	<u>Your cost</u>
(fruit) _____	_____	_____	_____
(vegetable) _____	_____	_____	_____
(meat) _____	_____	_____	_____
_____	_____	_____	_____
_____	_____	_____	_____
_____	_____	_____	_____
_____	_____	_____	_____

**STRENGTH
YOUR
MONEY**

Add up your purchases to get the total spent at the store: \$ _____


DETERMINE WHO GETS PAID WITH YOUR FOOD DOLLARS!

There are four main areas or job categories of agriculture. Each area eventually receives a share of the money you spent. The share allotted to each area can vary because some products require lots of processing while others are sold just like they come from the field. The figures below are averages:




- ✓ 20% goes to production costs (harvest labor, fertilizer, equipment, etc.)
- ✓ 35% goes to processing (canning, freezing, packaging, etc.)
- ✓ 15% goes to transportation (moving products after they leave the farm)
- ✓ 30% goes to marketing (advertising, selling costs, preparation costs, etc.)


The four boxes below show the four main areas of agriculture. Label each box with the area it represents. Using the percents above, calculate how much of what you spent at the store goes to each area.




Area: _____
\$ _____ X _____ % = \$ _____
Total you spent



Area: _____
\$ _____ X _____ % = \$ _____
Total you spent



Area: _____
\$ _____ X _____ % = \$ _____
Total you spent



Area: _____
\$ _____ X _____ % = \$ _____
Total you spent